



expedition

.....
FINELY CRAFTED ENGINEERING
.....



expedition

.....
FINELY CRAFTED ENGINEERING
.....

Expedition is an award-winning civil and structural engineering design practice based in central London. We are the engineers behind many iconic projects from the London 2012 Velodrome to the Stavros Niarchos Foundation Cultural Center in Athens.

We are dedicated to bringing the same high-quality, creative engineering to projects of all shapes and sizes. The following pages showcase a selection of our smaller scale finely crafted projects, all of which have creative thinking, engineering and material technology at the heart of the design.

We believe in the value of working closely and collaboratively with architects, artists, private clients and contractors to deliver simple, practical and beautiful design solutions.

Our experience extends from residences, commercial developments and cultural installations to major infrastructure and masterplan projects in the UK and worldwide.



© Will Pryce

RESIDENTIAL



© Amit Pasricha

HOLMEWOOD Marlow, Bucks

A private house and art gallery
gracefully nestled into the
surrounding Chiltern Hills

Architect – Robin Partington Architects



KING'S CROSS ROAD London

Twenty-seven Housing Association
flats realised on a challenging city-
centre site of a former petrol station

Client – London & Regional Properties
Architect – Harper Downie

CLERE STREET London

Two-storey penthouse apartment
delicately perched atop a former
Victorian warehouse in Shoreditch

Client – Zad Rogers & Lucy Musgrave
Architect – Tonkin Liu





© JH Architecture

THE GLASS HOUSE

Richmond, Surrey

Glass walls, green roof: a serene space for yoga and meditation in a private garden

Architect – JH Architecture



© Robin Partington Architects

DENEWOOD ROAD

Highgate, London

A pioneering eco-home: one of the first private houses in the UK to be designed to Passivhaus standards

Architect – Robin Partington Architects



RETAIL & COMMERCIAL



© Joas Souza Photographer

BERKELEY HOTEL London

High-quality precision engineering:
a finely tuned entrance structure in
glass, carbon fibre and stainless steel

Client – Mayborne Hotel Group
Architect – Rogers Stirk Harbour + Partners



6 – 12 GEORGE STREET Oxford, UK

Retained historic façade and
refurbishment for new offices on a
busy shopping street in Oxford

Client – OxAM
Architect – Project Orange

CENTRE POINT PLAZA London



Expedition worked closely with specialist contractor Seele to push structural glass design and fabrication technology to achieve 14m long glass and stainless steel composite columns



Two structural glass entrances drawing daylight into Tottenham Court Road station below

Client – London Underground Limited
Architect – Stanton Williams



WWF – UK LIVING PLANET CENTRE Woking, Surrey



The repetitive nature of the roof structure facilitates the off-site manufacture of a 'kit of parts' thereby reducing the on-site assembly time and material wastage



BREEAM Outstanding, environmentally intelligent headquarters with publicly accessible education facility for the WWF charitable foundation;

Open workplace enclosed by a 30m clear-span timber diagrid roof

Client – WWF-UK
Architect – Hopkins Architects



© Courtesy of Richard Stonehouse / WWF-UK



CHALK FARM ROAD London

A mixed-use retail and residential development opposite the historic Roundhouse in Camden Town

Client – London & Regional Properties
Architect – Harper Downie




© Tim Anderson

STELLA McCARTNEY Beijing, China

Bespoke aluminium façade creating a two-storey media wall enclosure for this high-end fashion retail flagship

Client – Stella McCartney
Designer – Moving Brands



ARTS & CULTURE

OLYMPIC PARK ENTRANCE MARKERS Stratford, London




Treating the sculpture as a fine piece of jewellery, the fixings to the tree and ring were carefully detailed to be as discreet as possible



Ten six-metre diameter rings
in bronze and stainless steel
suspended from living trees
(We did the building in the background too)

Client – ODA
Artist – Ackroyd & Harvey






THE INSTITUTION OF STRUCTURAL ENGINEERS HQ London

A nod to the 18th Century with a 21st Century take on a finely detailed horizontal cantilever staircase in pre-cast concrete and steel

Client— The Institution of Structural Engineers
Architect - Hugh Broughton Architects



© Peter Cook

MONUMENT PAVILION London

Street scene enhancements at the base of the Monument including a glass visitors' kiosk

Client – City of London
Architect – bere:architects



SHAKESPEARE'S NEW PLACE Stratford upon Avon

A cast of characterful sculptures set
in the Bard's back garden.

Client— Shakespeare Birthplace Trust
Architect— Expedition and FCBS



© Courtesy of Flanagan Lawrence

STAGE BY THE SEA Littlehampton's East Beach

Listen to music in these
acoustically optimised
beach side shells.

Client – Littlehampton Town Council
Architect – Flanagan Lawrence



Olympic Velodrome, London
Architect – Hopkins Architects



Stavros Niarchos Foundation Cultural Center, Athens
Architect – Renzo Piano Building Workshop



Infinity Bridge, Stockton-on-Tees
Lead Designer – Expedition

© Courtesy of Murray von Steinhilber



Las Arenas Bullring, Barcelona
Architect – Rogers Stirk Harbour + Partners



PLACE/Ladywell Lewisham
Architect – Rogers Stirk Harbour + Partners
Engineer for Timber Contractor – SIG



55 Baker Street, London
Architect – Make



expedition

Structural and Civil Engineering

T +44 (0) 20 7307 1000

E info@expedition.uk.com

W www.expedition.uk.com

Twitter @EXP_Eng

The Clove Building
4 Maguire Street
London, SE1 2NQ

Expedition is part of the Useful Simple Trust.
Useful Simple is an employee benefit trust.
Our aim is to blaze a trail in the ethical, integrated
and intelligent provision of the human environment.

part of the useful**simple**trust